


How to Redeem Your Free Season Tickets Online

Step 1: Select the Show You Want to Attend

Use our website to find the show you would like to attend and go its webpage. Press “Get Tickets.”



Vanya and Sonia and Masha and Spike
 Oct 4—Oct 21, 2018 Theater
[Get Tickets](#)

A modern comedy that turns Chekhov on his head, *Vanya and Sonia and Masha and Spike* is a satirical and hysterical look at the lost opportunities and dashed dreams of three wacky siblings and their friends. Vanya and Sonia have never left the confines of their childhood home in Bucks County, PA, while their sister Masha has been gallivanting around the world as a successful actress. A surprise visit from Masha and her 20-something boy toy, Spike, throws the normally quiet household into utter upheaval as its residents and visitors get swept up in an intoxicating mixture of lust, rivalry, regret, and the sudden possibility of escape.

October 4-21, 2018
Thurs-Sat at 7:30pm
Sun at 2:00pm
Tickets \$35, \$30 for balcony seats
\$5 discount for members, \$2 discount for seniors/veterans

Step 2: Select the Date

Select the date and time of the show you would like to attend using the calendar view.

< October 2018 >

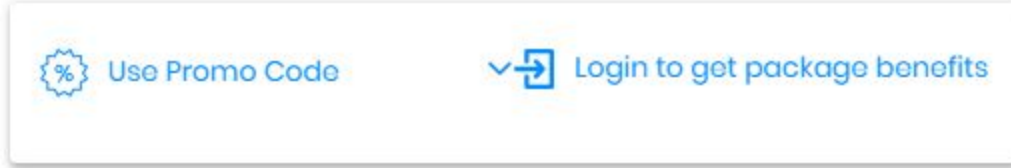
Sun	Mon	Tue	Wed	Thu	Fri	Sat
	1	2	3	4	5	6
7	8	9	10	11	12	13
14	15	16	17	18	19	20
21	22	23	24	25	26	27
28	29	30	31			

7:30 pm

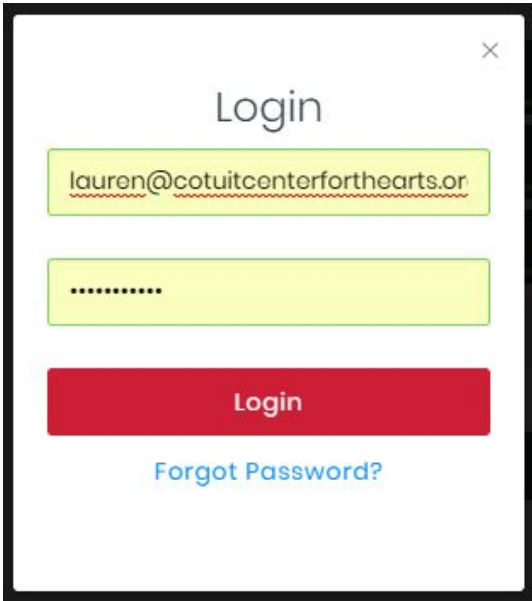
 Use Promo Code
 Login to get package benefits

Step 4: Login to Get Package Benefits

Click “Login to get package benefits”



When the login section appears, enter your login email address and password. Then, press “login.”

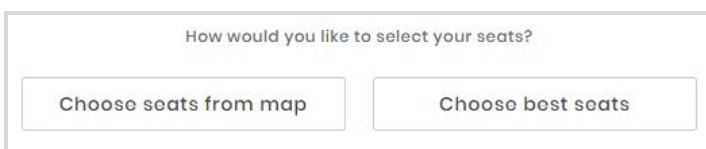


Once you have logged in successfully, the page should say “package benefits applied” (see below) rather than “login to get package benefits.”



Step 5: Choose how you would like to select your seats.

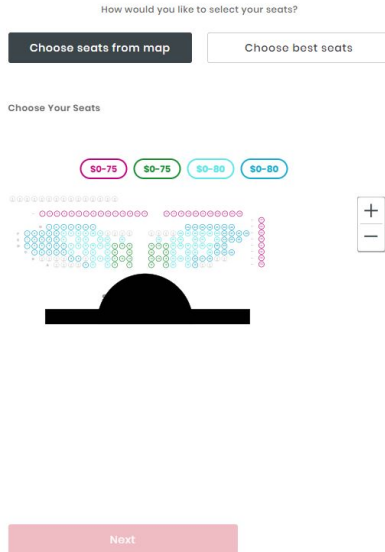
Select “choose seats from map” if you would like to see the seating map to select your seats. Select “choose best seats” if you like the best available seats to be selected for you. See the instructions on the following pages for both seat selection options.



Choose Seats from Map

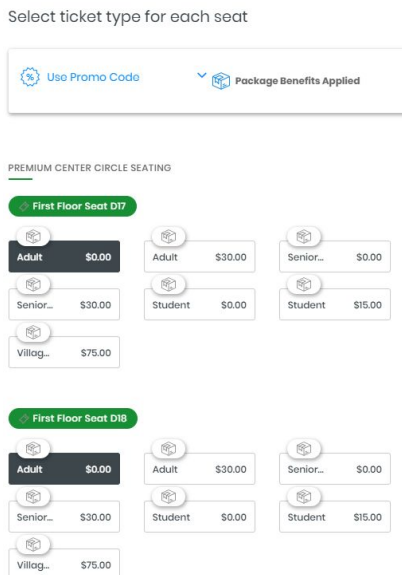
Step 1: Select Your Seats

Use the seating map to select where you would like to sit. Once you have selected the seats, press “next”



Step 2: Select Ticket Type(s)

You will be given options for the ticket type of each seat you selected. Select the Adult ticket type for each seat selected. The cost should appear as \$0.



Step 3: Checkout

Once you have selected your seats, press “checkout” and follow the steps on the checkout page.



Choose Best Seats

Step 1: Select Your Seats

To use your free season tickets, select the “free season tickets” option. The price should appear as \$0. Enter the quantity of tickets you would like to redeem.

First Floor | Premium Center Circle Seating

Supporting Members... Adult \$30.00	Supporting Members... Senior/Veter... \$30.00	Supporting Members... Student \$15.00
<input type="text" value="0"/>	<input type="text" value="0"/>	<input type="text" value="0"/>
Supporting Members... Villaggio Din... \$75.00	4 Free Season Tickets Adult \$0.00	4 Free Season Tickets Senior/Veter... \$0.00
<input type="text" value="0"/>	<input type="text" value="0"/>	<input type="text" value="0"/>
4 Free Season Tickets Student \$0.00		
<input type="text" value="2"/>		

Step 2: Checkout

Once you have selected the type and quantity of your seats, press “checkout” and follow the steps on the checkout page.

Checkout